

# Keeping your Information Updated with TFA

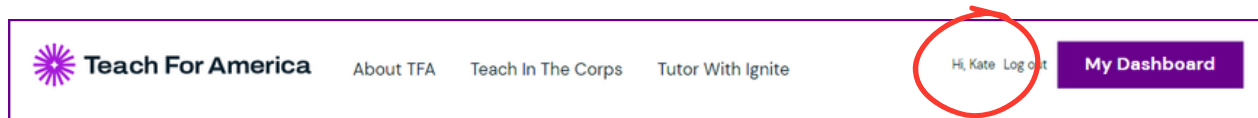
## Guide for alumni

---


Keeping your information up to date is important because it ensures that you receive the most relevant information from Teach For America regarding career supports, leadership development, events, and other opportunities.

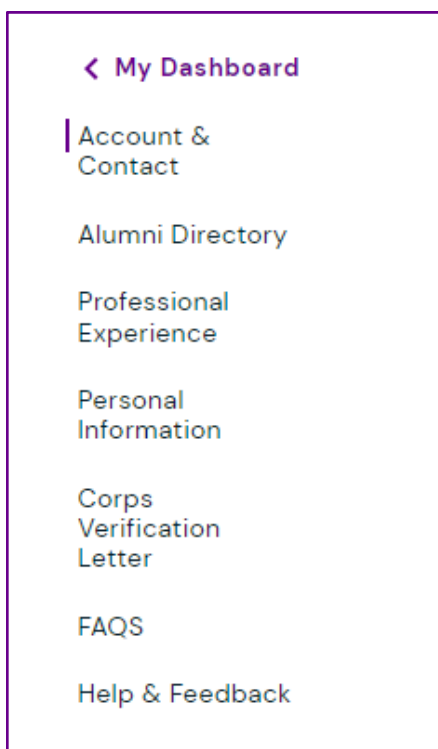
### Get started in just a few minutes!

1. Login to your alumni account on [teachforamerica.org](https://teachforamerica.org)
2. Click on your name ("Hi, Name") to access a menu of options.



3. You will see a menu of options on the left side of the screen. Click on any of these options to update your account and contact information (email address, phone, login information, Alumni Directory preferences), Professional Experience, and Personal Information (summary, what others can connect with you for in the Alumni Directory, educational equity interest, and affinities. *Personal information is only visible in the Alumni Directory and does not become part of your TFA alumni record*).

4. Click  to make changes to any of these sections and save your changes. That's it! You have successfully updated your TFA alumni records.



### Still have questions?

Reach out to us using our [Contact Us](#) form.